



**ENERGY**   
**BREAKTHROUGH**  
POWERED BY IMAGINATION

# PUSHCARTS 2024

# SCHOOL'S HANDBOOK

Coordinator: Rob Higgins



**MARYBOROUGH, VICTORIA**  
**WEDNESDAY 20 – THURSDAY 21**  
**NOVEMBER 2024**

# 1. OVERVIEW

Designing and developing a Pushcart can be an enjoyable and productive way of introducing primary students to technology, science and environmental education. The machine, powered solely by students, is based on the old fashioned billycart.

An integral part of the building of this Pushcart involves students thinking creatively and innovatively in the design, development and construction of such a vehicle to ensure that it performs efficiently and effectively across all areas of the event.

- This event is held on the WEDNESDAY and THURSDAY during the Energy Breakthrough.
- [Any significant specification changes from previous editions been highlighted and underlined in blue.](#)
- **Key rules or specifications that the Event Coordinator/s wish to bring to the attention of Team Manager's have been highlighted in bold.**
- If changes are made to these rules or specifications prior to the event, Team Managers will be notified via email and a new edition will be published on the website.
- The **Event Coordinator/s** have the final authority to decide if any pushcart or team participates in the event, based on safety and their interpretation of the following rules.
- All enquiries regarding these Pushcarts Specifications should be emailed to [enquiries@eb.org.au](mailto:enquiries@eb.org.au)



**Ages:** Open to Primary students.

**Class:** A1, A2

**Quota:** 80

**Challenge:** Display: To creatively share the story of their entry, what they have learnt and their journey to Maryborough through a video presentation.

Design: To demonstrate their knowledge and understanding of their pushcart by assembling it in front of a panel of judges.

Trial: The carts are then pushed energetically through an obstacle course, sprint and endurance events at Maryborough in November.

## 1.2 Classes

The classification for schools entering the A1 and A2 classes will include the TOTAL school enrolment, not the Primary component of a school. This classification will be made by the organisers using information published on each school's website and the MySchools website.

CLASS	YEAR LEVEL	TEAM SIZE	GENDER REQUIREMENTS	SCHOOL SIZE
A1	Years 1 - 6	Min 8 - Max 10	At least 50% female.	Schools with an enrolment of 200 or less
A2	Years 1 - 6	Min 8 - Max 10	At least 50% female.	Schools with an enrolment of more than 200.

## 1.3 Team Composition

- All entries are to be team entries and must consist of current school students.
- All team members must be familiar with the operation of their pushcart and must participate equally in the pre-event video and during assessments at the event in Maryborough.
- Teams in the Pushcart category will consist of:
  - a minimum of eight (8) and a maximum of ten (10) participants, of whom at least half must be female.
  - Each team member must participate in at least two of the three track components: sprint, endurance and obstacle.
  - The team may obtain the assistance of other students, parents, friends, local trade's people, community groups, etc, in the development of the pushcart. However, adults and other students are not permitted to assist the team when competing.



## 2.1 Overview

The Pushcart component of the Energy Breakthrough is conducted over two days and all teams must be present to compete in all three areas of assessment: Design and Construction, Video Display and Presentation and Trials.

Please note that the Video component is submitted prior to the event.

It is the responsibility of each team to ensure they complete all sections. The schedules for each of these sections are outlined in this Handbook and further details are provided in an Event Manual distributed prior to the event.

All sections must be attempted, and points are awarded in the following sections:

Section	Score
Display and Presentation Video (Pre-Event)	30
Design and Construction (At Event)	30
<b>Trial elements (All At Event)</b>	
Endurance trial	15
Time Trial	15
Obstacle	10
<b>Total</b>	<b>100</b>



## 2.2 Design and Construction



### 2.2.1 Purpose

The purpose of Design and Construction is to assess the team's knowledge and understanding of the pushcart and its design and construction.

The Design and Construction assessment requires each team (without support crew) to rebuild their dismantled pushcart within 30 minutes.

Teams will also be required to:

- discuss and explain design and construction processes, and
- show all safety equipment, including each person's gloves, helmets, knee pads, elbow pads and glasses.

### 2.2.2 Criteria

This event also enables the judges to assess teamwork, practical skills and understanding as well as the design features of the pushcart.

Throughout this assessment, judges will be looking for:

- competence at assembly,
- innovation in design,
- construction of pushcart,
- overall team approach,
- use of recycled materials,
- technology skills, and
- involvement of other people in design.

In the unlikely event of a team taking more than 30 minutes to assemble the pushcart, the attempt will be abandoned for assessment purposes.

Following the Design and Construction assessment, all pushcarts will be scrutineered to assess safety and compliance with the design specifications.

## 2.3 Display and Presentation Video

The purpose of the Display and Presentation Video is for team members to demonstrate their **knowledge** and **understanding** of their entry and the **story** of their journey throughout the year to the Energy Breakthrough.

**This aspect represents 30% of a team's total score.**

### Criteria

The assessment covers both **oral report** and **visual display**.

Judges are asked to look for evidence of:

- Student involvement.
- Levels of participation.
- Team work and enthusiasm.
- Individual contributions.
- Understanding of the project.

It is understood that the levels of student involvement in the technical and practical activities related to the design and building of an entry will vary with age.

### Oral Report

The oral report will be assessed according to:

This oral report should relate to the development of the team entry, including ideas that did not work and why.

### Presentation Style:

- The introduction and outline of the presentation;
- awareness of the audience;
- style of presentation (reading from notes or reciting);
- clarity of language;
- use of materials,
- diagrams and models covered.

### Team Work:

- The effectiveness of leader's role; sharing of knowledge and responsibility in the team;
- acknowledgment of individual team members' role;
- team attitude and enthusiasm, and
- the extent to which the presentation reflects the students' own work.

### Knowledge and Understanding:

- Knowledge of the aims and values of the Energy Breakthrough;
- team planning;
- preparation and training, and
- technical aspects of the development of the pushcart.

### Development of a Story:

The "story" of the team and the entry throughout the year, including:

- the challenges;
- the preparations;
- the school and community's involvement, and
- the students' achievements.

## Visual

The visual aspect of the display could include photos, videos, models, prototypes, etc, to explain the involvement of students, school, community and/or industry in the program and the development of their entry.

The visual display will be judged according to:

### Layout and Organisation:

The range of visual media and written text depicting:

- pushcart development;
- the arrangement of items;
- the variety of information presented, and
- the acknowledgment of sponsorship/financial support received.

### Quality of Display:

The effective use of the following to convey messages: diagrams and drawings or models, photos and / or text, etc

### Participation

- All registered team members are required to participate equally in the presentation.
- Teams may choose to include up to two (2) additional students (i.e. support crew) to join their registered team members in their presentation.
- However, the presentation roles must still be shared equally by all participating team members.

### Video Format:

- From 2022 onwards, this element will be submitted and judged as a digital video presentation prior to the event.
- This process is a chance to reinforce the educational aspect of the program by preparing and submitting a Display & Presentation Video Pre-Event.
- The aim of the video is to showcase and emphasise the school's journey over many months leading up to the Energy Breakthrough.
- **Duration: 3 mins to 4 mins**
- **Each team will be required to submit a video of a minimum of three minutes and a maximum of four minutes in length.**
- **TIME LIMIT PENALTIES: Any team's video which exceeds four minutes in length will incur a points penalty for every 30 seconds or part thereof.**
- **Students are encouraged to utilise any media skills they have, but it is important to understand that it is criteria that will be assessed, and not their media skills.**

### Submission

- Schools will upload their submission via the myEB online entry management system portal.
- The EB Pushcarts Coordinator will work with schools to ensure that technology is not a barrier to participation for schools. This may include provision of USB drives or other file sharing technology to ensure we receive your submission!

### Publication

The top three video presentations will be published on the Energy Breakthrough website. Permission will be sought from the relevant schools prior to publication.

### Deadline:

All video submissions are to be uploaded by 5.00pm on Friday 27<sup>th</sup> October 2023.

## 2.6 The Trials

In this section, the operation of each entry will be tested. **Pushcarts** teams tackle a Sprint Relay, Obstacle course & an Endurance Relay. All teams must participate in all three elements.

- Points will be allocated on the basis of time for all events.
- Power for the vehicle must come solely from the single team member who is pushing the pushcart.
- The pusher may ride on the back of the cart while scooting along.
- Ultimate success on the track will depend as much upon fitness and teamwork as on the design of the vehicle.

### 2.6.1 The Circuit

The **Track 2** shown above, is located between the Maryborough Caravan Park and the Princes Park oval. It is approximately 1.1 km long and includes a number of challenging left and right hand bends.

This track will be used for all Trials, including the Pushcart Sprints, and Pushcart Obstacle Pushcart Endurance events.

### 2.6.2 Time Trial (Sprint relay):

The sprint relay will be conducted over a 50 metre straight track with eight team members having a turn of pushing and driving.

#### POINTS ALLOCATION FOR THE SPRINT RELAY

- Points will be allocated on the total team time recorded.  
That is: 15 points to the team recording the fastest time.

$$\text{Time Trial Score} = 15 - \left[ \left( \frac{X - Y}{Y} \right) \times 15 \right]$$

- Where Y = fastest team time recorded & X = team's own time

### 2.6.3 Obstacle:

Four pairs of team members will be required negotiate an Obstacle Course on both sealed and grassed surfaces.

The Obstacle Event will be held on the infield of Track 2 (Regional Roads Victoria Track).

Each pair will comprise a driver and a pusher. Each pair will do one lap of the Obstacle Course. Therefore, four team members will each PUSH one lap only and four team members will each drive for one lap only.

#### POINTS ALLOCATION FOR OBSTACLE COURSE

$$\text{Obstacle Course Score} = 10 - \left[ \left( \frac{X - Y}{Y} \right) \times 10 \right] - \text{Penalty}$$

- Where Y = fastest team time recorded (in seconds) & X = teams own time (in seconds).

#### Obstacle – Penalties & Infringements:



INFRINGEMENT	PENALTY POINTS
Contact with hay bale or barrier, loose seat belt and/or helmet,	0.2
Careless driving, contact with other vehicle, no seat belt, no helmet, incorrect pit change over	0.5
Very dangerous driving	1

### 2.6.4 Endurance Relay:

- This relay will be conducted on the Track 2 (Regional Roads Victoria Track) with eight team members each having a turn of pushing and driving.
- Each person will be required to push for approximately 200 metres, then drive for approximately 200 metres before change-over.
- The endurance will be run in a *time trial format*, that is, each team starting with a 20-30 second gap.

### POINTS ALLOCATION - ENDURANCE

- Points will be allocated on time taken to complete the trial by the team. That is, 15 points to the team recording the fastest time.
- Other finishers:  $(X/Y)$  multiplied by 15 = points
- Where Y = highest number of laps recorded & X = team's number of laps.

# PUSHCARTS PROGRAM

The Pushcarts category at the Energy Breakthrough is conducted over two days and all teams must complete all three areas of assessment: Design and Construction, Display and Presentation, and Trials (Obstacle / Endurance / Sprint).

NOTE: Specific schedules for each team to present to each assessment will be published prior to the event.

## PRE-EVENT

### September 2024

Online forms for Camping, Pit Requests, Rider Forms, Arrival Times all OPEN via myEB online portal. Team Managers must submit these details.

### Deadline: 25<sup>th</sup> October 2024

Each team's Video Display & Presentation submissions must be submitted for assessment by 5.00pm on Friday 25<sup>th</sup> October 2024.

## WEDNESDAY 20 NOVEMBER

- 8.30 am - 10.00am**    **Registration and Check-In**  
Location: Administration Centre
- 9.30 am - 12.30 pm**    **Design and Construction & Scrutineering**  
Location: Presentation Marquees, EB Central
- 1.30 pm - 5.00 pm**    **Obstacle Rally**  
Location: Front Straight, Track 2

## THURSDAY 21 NOVEMBER

- 8.30 am - 9.00am**    **Compulsory Check-in and marshalling for Endurance**  
Location: Stage, RRV Track
- 9.00 am - 11.00 am**    **Endurance Event**  
Location: Front Straight, Track 2
- 1.00 pm - 3.00 pm**    **Sprint Event**  
Location: Front Straight, Track 2
- 4.00 pm - 5.00 pm**    **Presentations**  
Location: Stage, Track 2

## FRIDAY 24 NOVEMBER - SUNDAY 26 NOVEMBER

No activities

**\* PLEASE NOTE THAT THIS TIMETABLE IS SUBJECT TO AMENDMENTS.**

# PUSHCART SPECIFICATIONS

Version 2024.01

All changes are underlined in blue.

## 1. OVERVIEW

Designing and developing a Pushcart can be an enjoyable and productive way of introducing primary students to technology, science and environmental education. The machine, powered solely by students, is based on the old-fashioned billycart.

An integral part of the building of this Pushcart involves students thinking creatively and innovatively in the design, development and construction of such a vehicle to ensure that it performs efficiently and effectively across all areas of the event.

## 2. SCRUTINEERING

- Immediately following their Design and Construction assessment, all teams must present their pushcart, all team members and safety equipment to judges for scrutineering.
- All pushcarts must be scrutineered to ensure the vehicles are safe and meet all the design specifications outlined in the relevant section of this Handbook. These checks ensure that the vehicle is safe for the occupant, other teams and spectators.
- Where entries do not comply with specifications, or are considered unsafe, scrutineers will provide assistance and/or direction with work required in order to comply.
- A 'Tested' sticker will be allocated to teams after successful completion of scrutineering. Teams will not be permitted to participate without a sticker. This is to be displayed above or below the number at the front of the pushcart.
- Officials and / or Scrutineers can refuse permission to enter the track for any safety reason.
- Pushcarts may also be inspected at random during the trials for operation of safety items or when the vehicle is involved in a track incident.

## 3. DESIGN REQUIREMENTS

### 3.1 General:

- The basic design is a billycart with four wheels, a roll-push bar, a brake and front steering.
- The Roll bar can be the push bar or they can be separate.
- Any construction material may be used, provided that the safety requirements are met. No car or motorbike parts may be used except seat belts, which are a safety item.
- Every component of the cart in its dismantled state must fit into an imaginary box 10 cm deep. The cart can be as high or as elaborate as desired, providing it can be disassembled to meet this requirement.
- The front of the pushcart must have foam protection (minimum of 4 cm thickness of foam) to prevent injury should the cart collide with another, or the feet or legs of another pusher.
- Moving bolts on the pushcart must have lock nuts or double nuts **or be designed** so that they don't work loose during the trial.

### 3.2 Brakes:

- A brake must operate on at least one rear wheel.

- The brake control or pedal must be controlled by the rider and have a definite 'off' position.
- The brake is to be operated by the driver
- Hand operated brakes must have fixed steering, no rope.

### 3.3 Wheels and Steering:

- Wheels, including tyres, must not exceed 250 mm in diameter.
- Front wheels must not contact the cart on full steering lock causing front wheels to lock.
- **The steering is to be operated by the driver, that is, not the pusher.**
- Where rope steering is used the rope must have at least 300mm of plastic tube or other reinforcing material on both sides closest to the connected point of wheels.

### 3.4 Safety:

- Protruding bolts must be cut off and jagged edges filed smooth.
- The design shall be free of protrusions or other features capable of causing interference or injury to fellow competitors or spectators.
- The roll bar must provide protection above and behind the driver's head. It must be at least 100 mm above the head of the tallest team member while sitting in the pushcart to stop the riders head snapping back in a collision. It can also serve as a push bar. Behind the driver's head there must be either foam or webbing to restrict the head from moving backwards in a collision.
- Each member of the team must wear knee and elbow pads, an approved bicycle helmet and protective gloves.
- The vehicle should have some form of flooring to stop the rider's feet falling through to the road.

### 3.5 Seat Belts

#### TYPE:

- The vehicle shall be fitted with an approved (Australian Design Rules) adult three point (minimum) automotive static or inertia reel seat belt.
- Automotive full harness types are acceptable.
- The seat belt will be completely standard, including buckle, stitching and mounting plates.
- Second-hand belts free of visible damage are acceptable.
- Seat belts must be adjustable to fit all individual team members.

#### MOUNTING:

- The seat belt should be mounted to a major structural, non-moving member of the cart.
- Upper belts should be mounted behind the rider's shoulders, to suitably braced points on the roll bar.

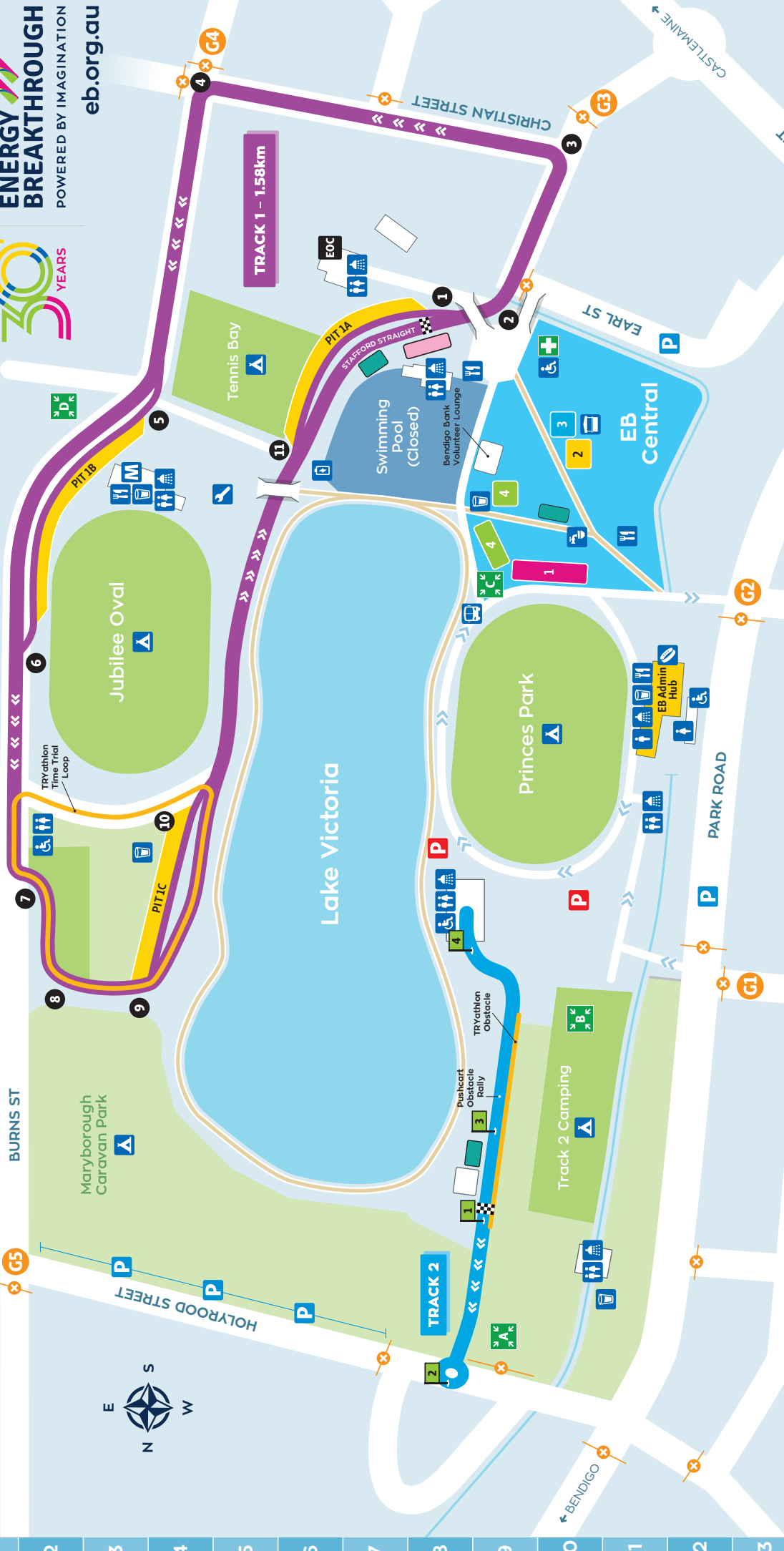


#### STABILITY

- If a rear step is installed to enable the pusher to scoot the vehicle, the cart must be stable while the heaviest pusher is standing on the step and the lightest driver is sitting in the pushcart.
- The pusher may pivot the vehicle with the rider in the vehicle.
- The rider must keep the seat belt on until the vehicle comes to a complete stop.
- Pushcarts must demonstrate stability to compete in all events.

### 3.6 Vehicle Identification:

- At registration, each team will be provided with three adhesive competition numbers, each 150mm x 150mm in size.
- Number panels must be attached to the pushcart and visible from the front, left hand side AND right hand sides of the pushcart.
- Number panels must not constitute a danger to pusher or driver.

A B C D E F G H I J K L M N O P Q R S T U V W X



### ENERGY BREAKTHROUGH SITE - KEY

	First Aid		Toilets		Start/Finish		Scrutineering
	Assembly Area		Showers		Pushcart Changeover Point		Robotics / Pushcarts / Exhibitors
	Camping Area		Accessible Toilet		Trackside Marquee		Event Operations Centre
	Food & Refreshments		Masseur		CEP Stage		Exhibitors (EB Central)
	Drinking Water		Wrist Banding Station		Display & Presentation, Junkyard Challenge		Bridge
	Crockery Wash Bay		EEV Recharge Station		Design & Construction		One way traffic only
					Parts and Repairs		Walking track only
					Parking Area		
					Restricted Parking Area		
					Bus Drop Off		
					Road Closed		
					Gate (numbered)		
					Marshal Point (numbered)		

Energy Breakthrough is a non-smoking event  
BALLARAT/AVOCA →  
Map not to scale.

1

2

3

4

5

6

7

8

9

10

11

12

13

14

15

16